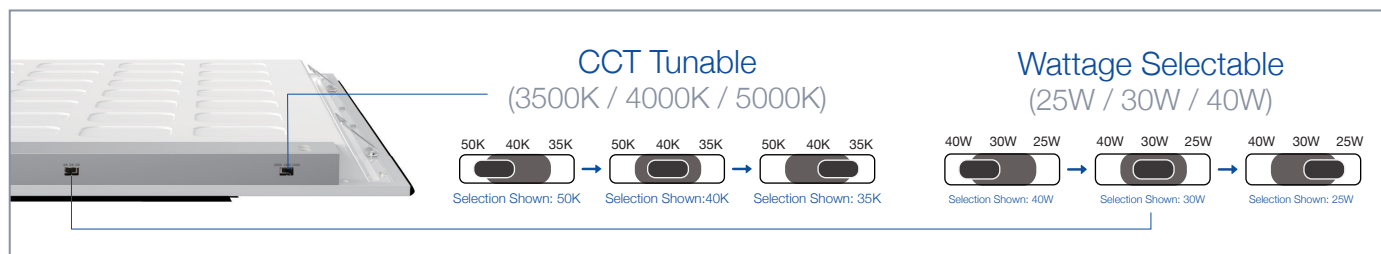
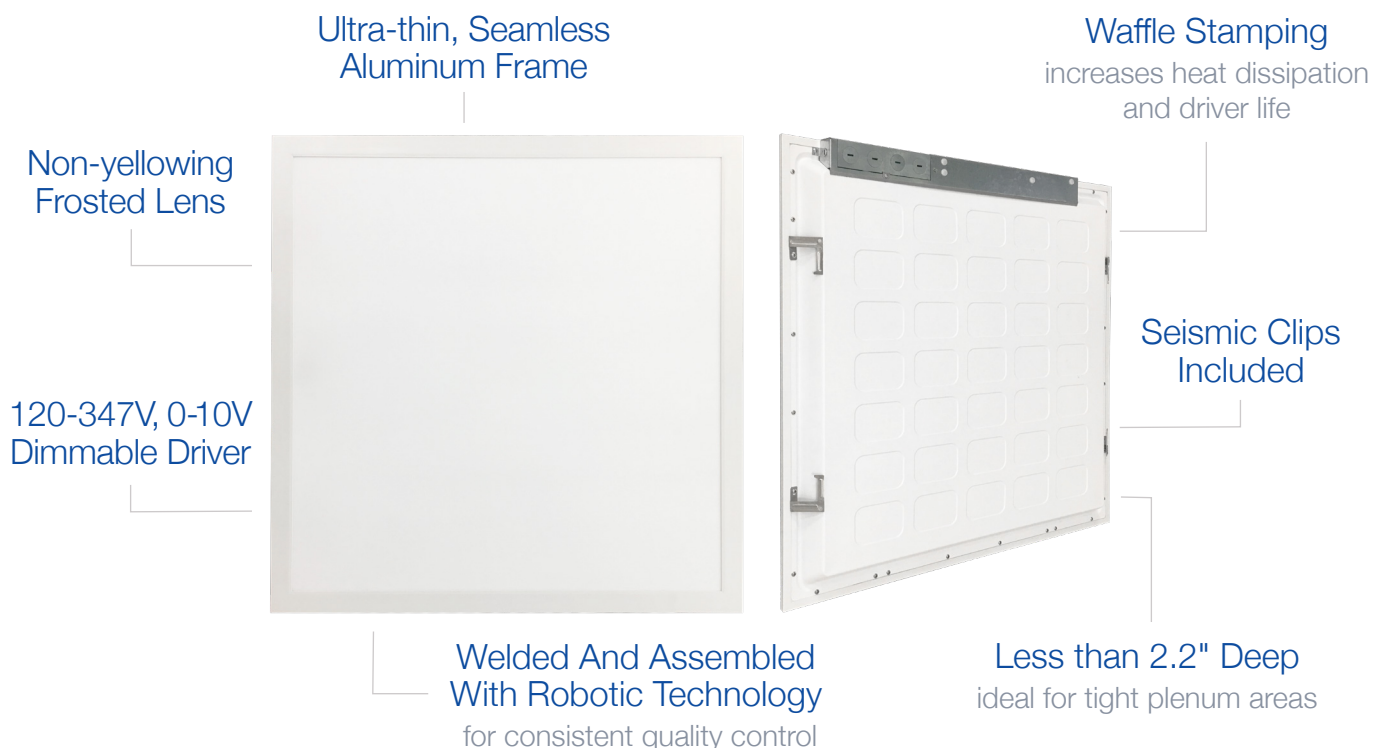


2'x 2' Backlit Panel



25W, 30W, 40W Selectable | Colour Tunable | 120-347V

High performance, light-weight luminaire suitable for lay-in, surface or pendant mounting
Ideal for use in schools, health care applications, offices, retail spaces, and more



Accessories (Sold Separately)

NOTE: OJ-626 is **required** for 347V applications



Luminaire Disconnect for 347V
OJ-626



Suspension Kit
PLB-SUSKIT



Surface Mount Kit
PLB22-SK



Recessed Frame Kit
PLB22-RFK

TECHNICAL DATA



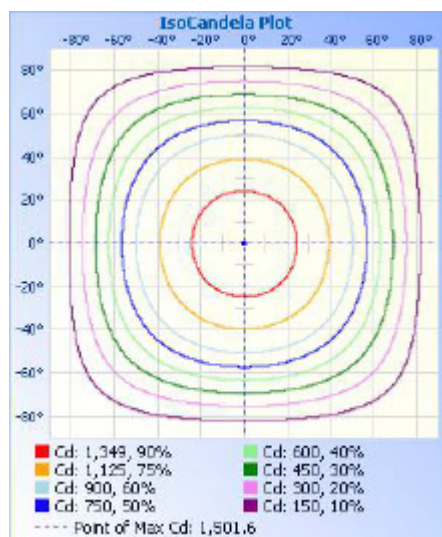
LIGHT SPECIFICATIONS

Lumens	4,372.7 lm
Efficacy	111.05 lm/W
CCT	Tunable (35K/40K/50K)
CRI	82.7
Dimmable	0-10V
Beam Angle	120°
L70 Life	50,000 hrs
Warranty	7-year

APPROVALS AND LISTINGS

cUL	E491106
DLC	PLFRTV9C38W5

ISOCANDELA PLOT



ELECTRICAL

Wattage	Selectable (25W/30W/40W)
Voltage	120-347V
Power Factor	0.96
THD	12.61%
Operating Temp	-20 to 40°C

CONSTRUCTION

Housing	Metal
Finish	White
IP Rating	IP20
Product Dimensions	602 x 602 x 55 mm
Carton Qty	2

ACCESSORIES (SOLD SEPARATELY)

PLB22-SK	Surface Mount Kit
PLB22-RFK	Recessed Frame Kit
PLB-SUSKIT	Suspension Kit
0J-626	Luminaire Disconnect for 347V

NOTE: 0J-626 is **required** for 347V applications

ILLUMINANCE AT A DISTANCE

